

# SANIPACK®

SANIPACK® is used to add a complete bathroom. It takes waste from a wall hung toilet, shower, washbasin, and bidet.

A water pump, with integrated cutter system housed in a basket calibrating waste matter to a size of 15 mm or less, powered by a 400W motor reaching up to a maximum discharge head of 8 metres (Q=0 l/min)

## TECHNICAL CHARACTERISTICS

|                      |                    |
|----------------------|--------------------|
| Discharge            | 22 - 40mm          |
| Motor                | 400 Watts / 2.3A   |
| Voltage              | 220-240 V / 50 Hz  |
| Working Water Temp   | 35° C              |
| Product Weight       | 7kg's              |
| Overall Measurements | 462 x 295 x 146 mm |
| Inlet Pipe Work      | 40mm               |
| IP Rating            | IP44               |
| Maximum flow rate    | 95 L/min           |
| Max discharge height | 5 m                |

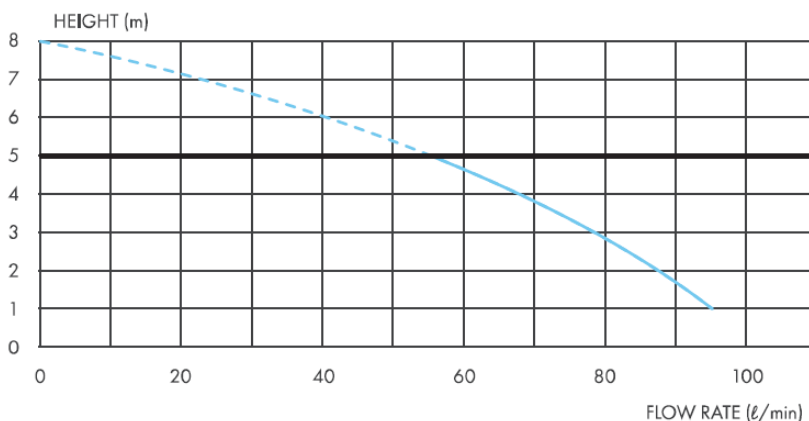
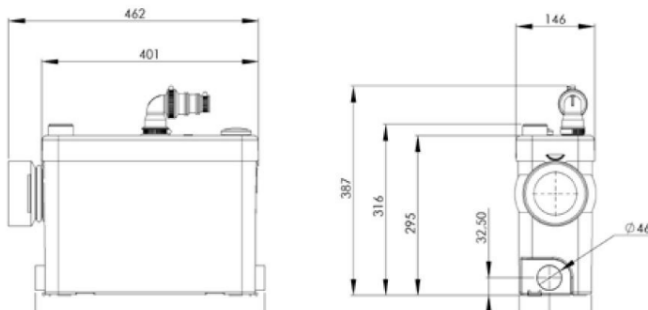


## WHY CHOOSE THIS PRODUCT

Quiet technology

Suitable for wall hung toilet, wash basin and shower

Ideal for adding a complete bathroom or En-Suit anywhere



## APPLICATION




WALL  
HUNG  
TOILET

HAND BASIN

SHOWER

## SANIPACK®



A: Discharge

B: Inlets

C: Toilet connection

D: Carbon Vent

Product Reference: PA2ZA

## ACCESSORIES



# Saniflo

**SFA** SOUTH AFRICA  
Shaking up water

Made in France to the highest standards, needs to be installed by a licensed plumber.