

SANITOP®

SANITOP® is used to create an additional half bathroom.

This unit offers a quiet macerating pumping system that is ideal to install a toilet with a washbasin.

TECHNICAL CHARACTERISTICS

Discharge	22 - 40mm
Motor	400 Watts / 2.3A
Voltage	220-240 V / 50 Hz
Working Water Temp	35° C
Product Weight	7kg's
Overall Measurements	330 x 263 x 163 mm
Inlet Pipe Work	40mm
IP Rating	IP44
Maximum flow rate	100 L/min
Max discharge height	5 m

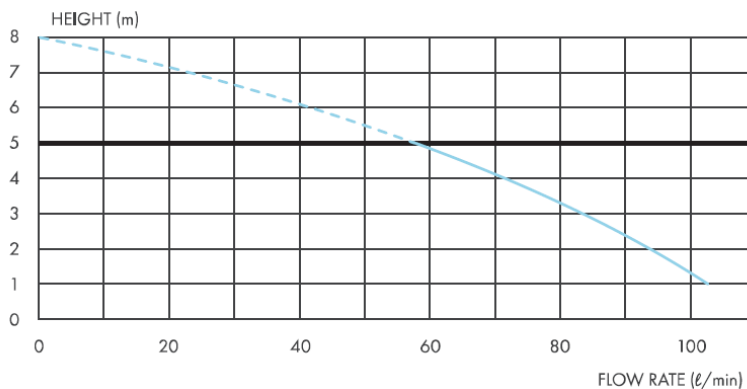
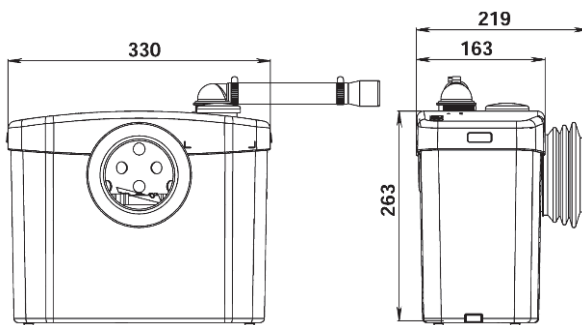


WHY CHOOSE THIS PRODUCT

Quiet technology

Suitable for toilet and wash basin

Ideal for adding a half bathroom anywhere




TOILET



HAND BASIN

SANITOP®



A: Discharge

B: Inlets

C: Toilet connection

D: Carbon Vent

Product Reference: ST2ZA

ACCESSORIES



Saniflo

SFA SOUTH AFRICA
Shaking up water

Made in France to the highest standards, needs to be installed by a licensed plumber.